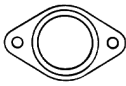

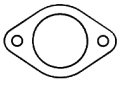

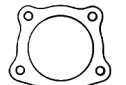

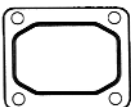







Style	RAPCO P/N	Use as Replacement For:			Use on These Engine Models
		OEM P/N	Airborne P/N	Superior P/N	
Solid 	RA630365	630365	N/A	SA630365	IO-360-A, C, D, G, H, J, K
Spiral Wound 	RA970	N/A	N/A	N/A	IO-360-A, C, D TSIO-360-A, B
Solid 	RA632837	632837 21493	157	SA632837	A-65 A-75 C-85-12F C-90-8F, -12F, -14F, -16F E-165, E-185, E-225, O-200-A, B, O-300-A, C, D, O-470-A, E, J
Spiral Wound 	RA627429	627429	999	SA627429	
Solid 	RA631544	631544 537379	158	SA631544	O-470-B, G, K, L, M, P, R, S, U
Spiral Wound 	RA628260	628260	972	SA628260	O-470-B, G, K, L, M, P, R, S, U IO-470-D, U, V TSIO-470-B, TSIO-520-B, C, D GTSIO-520-C, D
Turbo Charger Gasket 	RA636465	636465	N/A	SA636465	TSIO-520: -A to -E, -G, -H, -J to N, -P, -R, -T, -U, -AE, -AF, -BB, -BE, -CE, -DB, -EB, -JB, -KB, -LB, -NB, -UB, -VB, -WB, LTSIO-520-AE
Solid 	RA75118	75118 73720 67196 65321	160	N/A	0-290, 0-320, IO-320, 0-340, 0-360, HO-260-B, IO-360-A, -B, -C, HIO-360-A, -B, -C, V0-435, TVO-435, G0-480, GSO-480, ISGO-480, O-540-A, -B, -E, -G, IO-540-A, -C, -D, -G, -J, -K, IG0-540-A, IGS0-540-A, IO-720-A
Spiral Wound 	RA77611	77611	1000	SL77611	
Solid 	RALW15619	LW15619 74756	161	SL15619	TIO-541
Spiral Wound 	RALW15486	LW15486	971	SL15486	
Spiral Wound 	RA985	3503	N/A	N/A	R-985-AN-1, -3, -4, -6, -6B, -10, -12, -12B, -14B

CONTINENTAL

LYCOMING

PRATT

GASKETS

INSTALLATION TIPS:

- Be sure that exhaust stack & cylinder flanges are flat
- Install solid gaskets with raised bead facing the exhaust stack flange -- These may be used in pairs with raised beads interlocked, if desired.
- Torque exhaust nuts to specifications from OEM manual -- Re-Torque after a hot run.